

**SYSTEM REPORT:**

**GE Artist 1.5T MRI**



AGITO MEDICAL A/S  
Bejlerholm 6A  
9400 Noerresundby  
Denmark  
[www.agitomedical.com](http://www.agitomedical.com)

The images used in the report are for reference only and may show objects that are not included in the offered system configuration. Please refer to the sales order or contact Seller for clarification.

<b>SYSTEM LOCATION</b>	Centre Hospitalier de la Cote Basque, Hospital Saint Leon
<b>PROJECT NO.</b>	PODK08551
<b>PERFORMED BY</b>	Andrew Gaskin ( Goring Medical Projects)
<b>DATE</b>	11 <sup>th</sup> September 2021
<b>SYSTEM INFORMATION</b>	
Manufacturer and model	GE Artist
System model no.	
System serial no.	System ID X227963501
System YOM	2019
Gradient type	8921(XG2)
Number of Channels	64
<b>MAGNET INFORMATION</b>	
Magnet YOM	2019
Magnet model no.	5415533
Magnet serial no.	HM2117
<b>MAGNET INFORMATION</b>	
Current helium level	88.81%
Magnet pressure	0.998 PSI
Shield temperature	44.55 K
<b>COOLING SYSTEM INFORMATION</b>	
Compressor model no.	F-50SH
Compressor YOM	05/2019
Compressor running hours	No running hours indicator
Compressor pressure level	2.1
Last adsorber replacement	No Record
Cold-head model no.	RDE-412A4
Cold-head Serial No	38A19021A
Cold-head YOM	01/2019
Last cold-head replacement	NA
<b>PATIENT TABLE INFORMATION</b>	
Table model no.	5265300-22
Table serial no.	00779M67
Table YOM	07/2019
Extra trolley available?	No
Positioning pads incl.?	Yes all in excellent condition
<b>CONSOLE AND WORKSTATION(S) INFORMATION</b>	
Console model no.	5269997-15
Console serial no.	T580C1900281TJ
Console software version	DV27.1_R01_1916.a
Console software options	ARC 3D ASL Asset

	<p>Blood Flow and Volume Measurement          Bloodsupp          BRAVO          BREAST2          Cine          CINE IR          COSMIC          Cube T2          3D Dual Echo          Delay Enhancement          3D Delayed Enhancements          DW EPI          E3DTOF          Enhanced DWI          Echo Planar Imaging          Fast Gradient Echo          FGRE Time Course          Fiesta 2D          2D Fat Sat Fiesta          Fiesta 3D          3D Fat Sat FIESTA          FIESTA- c          FLAIR3D          FLAIR EPI          3DFRFSE          Fast Spin Echo and Flair          FSE_XL          Flouro-triggered MRA          Time of Flight          3D Heart          Modality Worklist          IDEAL          iDRIVE          iDRIVE Pro          Image DeltaFlow          Enhance 2D Inflow          Enhance 3D Velocity          Enhance 3D Inflow IR          Lava          LAVA-DE          LAVA-XV          2D MERGE          3DMERGE          Multi-echo fgre          Multi-Phase (variable delays)          Navigator          Phase Contrast Vascular Imaging          Performed Procedure Step          PROBE 3d Brain          Probe 2000 Upgrade          ProbePRESS          PROPELLER          DW PROPELLER</p>
--	---------------------------------------------------------------------------------------------------------------------------------------------------------------------------------------------------------------------------------------------------------------------------------------------------------------------------------------------------------------------------------------------------------------------------------------------------------------------------------------------------------------------------------------------------------------------------------------------------------------------------------------------------------------------------------------------------------------------------------------------------------------------------------------------------------------------------------------------------------------------------------------------------------------------------------------------------------------------------------------------------------------------------------------------------------------------------------------------------------------------------------------------------------------------------------------------------------------------------------------------------------------------------------------------------------------------------------------------------------------------------------------------------------------------------------------------------------------------

	<p>QuickSTEP          Ready Brain          iDRIVE Pro Plus          Smart Prep          SPECIAL          Spectroscopy/PROBE          SSFSE          SSFSE MRCP          T2Star Weighted Angiography          T2MAP          Tagging          Diffusion Tensor          Three Plane localizer          FiberTrak          TRICKS          VIBRANT-DE          IP Protection          IDEAL IQ          eXtreme Performance Gradient          Phase Imaging Technique          Body Navigator          Black Blood SSFSE          Prospective Motion Correction          PS MDE          Silent MR          Focus          DISCO          Chemical Shift          MDE Plus          Cube DIR          Auto Navigator Tracker          Hyperband          Synthetic DWI          Flex          Hypersense          Cardiac T1 Mapping          Cardiac T2 Mapping          HyperCube          Integrated Registration          Ready View          Ready View Body View          Ready View Brain View          Volume View API          MUSE          Distortion and Motion Correction          300 Maximum diffusion tensor direction</p>
<b>ACCESSORIES, MANUAL HARD-COPIES AND SOFTWARE DISCS</b>	
Software and manuals (list)	MR Host PC Linux Base Load Application Software SIGNA Artist

AGITO MEDICAL A/S  
 Bejlerholm 6A  
 9400 Noerresundby  
 Denmark  
 www.agitomedical.com

The images used in the report are for reference only and may show objects that are not included in the offered system configuration. Please refer to the sales order or contact Seller for clarification.

	MR VRE Linux OS SIGNA Artist Restricted Service Software SIGNA Works Training Tool (Linux)
	FMI 67938E - Installation Media For SIGNA Artist Software Ver DV28.1 (This as not yet been installed)
	Installation Manual Oxygen monitor Manual MR audio Manuals Cryocooler Operator Manual Compressor F-50SH Technical Instruction Manual
Any additional items/accessories?	Optistar Elite Injector MRI audio with iPad MR Platform Shipping Valve
<b>MAINTENANCE</b>	
Any major part replacements?	Non recorded
Is system logbook present?	Yes
<b>COMMENTS</b>	
Functional condition	All functions fully working.
Cosmetic condition	Excellent condition

<b>COILS</b>			
Coil name & channels	Model no.	Serial no.	Test result
1.5T HD Flat GEM Breast Coil	5396345	5404748	PASS
1.5T GEM Head & Neck Unit	5372735	4424	FAIL
1.5T 40 Ch GEM Posterior Array	Within table		PASS
1.5T 15 Ch Anterior Array	5015100	01183	PASS
1.5T 16 CH Large Flex Coil	NC030200 Rev 3	030-4-3419	PASS
1.5T 16 CH Medium Flex Coil	NC023200 Rev 3	023-4-3404	FAIL (marginal)
1.5T Split Head Coil	5182594	000917WHS	PASS

<b>PHANTOMS</b>			
Model name	Amount	Model no.	Serial no.
SPT Small Half (LVS)	1	2306642	
SPT Big Half (LVS)	1	2306645	
SPHERE (LVS)	1	2274476	
DQA H/D SNR	1	2321556	
SPHERE with Loader	1	46-265826G6 Rev 8	
MRS SPHERE	2	2152220 Rev 6	
Bottle Phantom	1	5342680 Rev 2	
SPHERE (Breast Phantom)	2		
Unified Block Phantom	2	5343347 Rev 2	
Bottle Phantom	1	5342679 Rev 2	

AGITO MEDICAL A/S  
Bejlerholm 6A  
9400 Noerresundby  
Denmark  
www.agitomedical.com

The images used in the report are for reference only and may show objects that are not included in the offered system configuration. Please refer to the sales order or contact Seller for clarification.

Body Loader and Phantom	1		
-------------------------	---	--	--

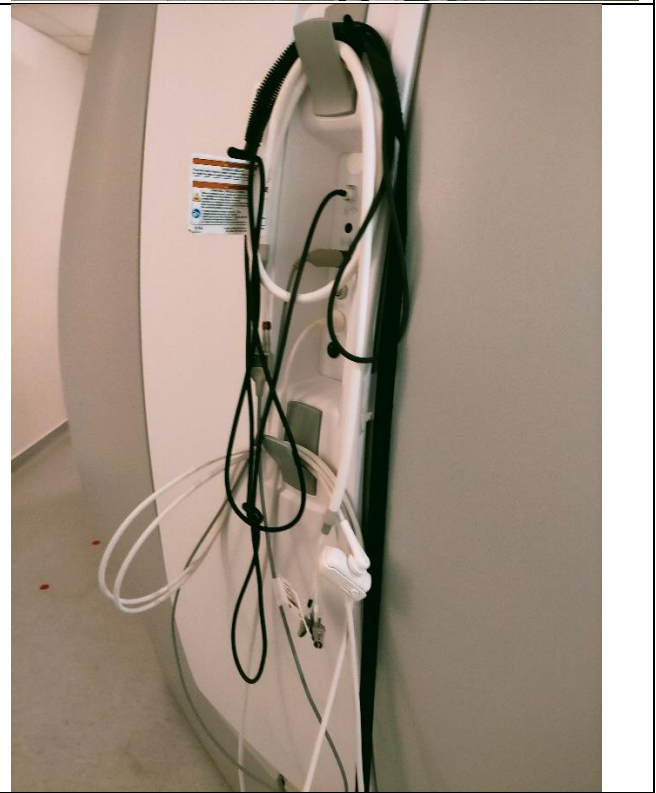
<b>QA TESTING</b>	
Large Volume Shim	PASS
Eddy_Current_X	PASS
Eddy_Current_Y	PASS
Eddy_Current_Z	PASS
Head_SNR	PASS
Body_SNR	PASS
Body_FSE Stability	PASS
Body GRE Stability	PASS
Head FSE Stability	PASS
Head GRE Stability	PASS
Coherent Noise	PASS
Head White Pixel	PASS
Body White Pixel	PASS

**Pictures of system:**



AGITO MEDICAL A/S  
 Bejlerholm 6A  
 9400 Noerresundby  
 Denmark  
[www.agitomedical.com](http://www.agitomedical.com)



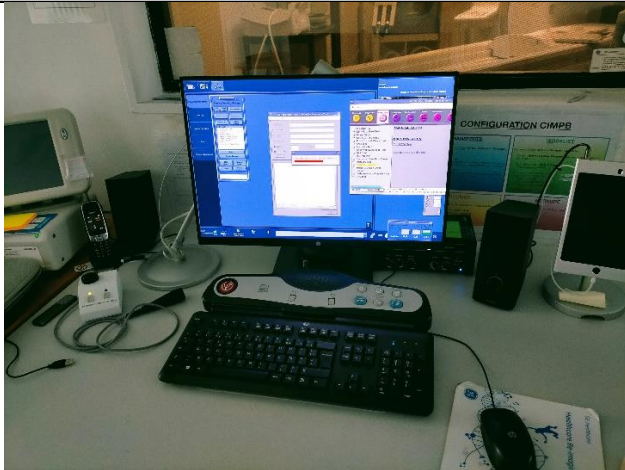
The images used in the report are for reference only and may show objects that are not included in the offered system configuration. Please refer to the sales order or contact Seller for clarification.



AGITO MEDICAL A/S  
Bejlerholm 6A  
9400 Noerresundby  
Denmark  
www.agitomedical.com

The images used in the report are for reference only and may show objects that are not included in the offered system configuration. Please refer to the sales order or contact Seller for clarification.

Control Room



AGITO MEDICAL A/S  
 Bejlerholm 6A  
 9400 Noerresundby  
 Denmark  
 www.agitomedical.com



The images used in the report are for reference only and may show objects that are not included in the offered system configuration. Please refer to the sales order or contact Seller for clarification.

Equipment Moon



AGITO MEDICAL A/S  
Bejlerholm 6A  
9400 Noerresundby  
Denmark  
www.agitomedical.com

The images used in the report are for reference only and may show objects that are not included in the offered system configuration. Please refer to the sales order or contact Seller for clarification.



Coils




AGITO MEDICAL A/S  
 Bejlerholm 6A  
 9400 Noerresundby  
 Denmark  
 www.agitomedical.com


The images used in the report are for reference only and may show objects that are not included in the offered system configuration. Please refer to the sales order or contact Seller for clarification.



AGITO MEDICAL A/S  
 Bejlerholm 6A  
 9400 Noerresundby  
 Denmark  
 www.agitomedical.com

The images used in the report are for reference only and may show objects that are not included in the offered system configuration. Please refer to the sales order or contact Seller for clarification.

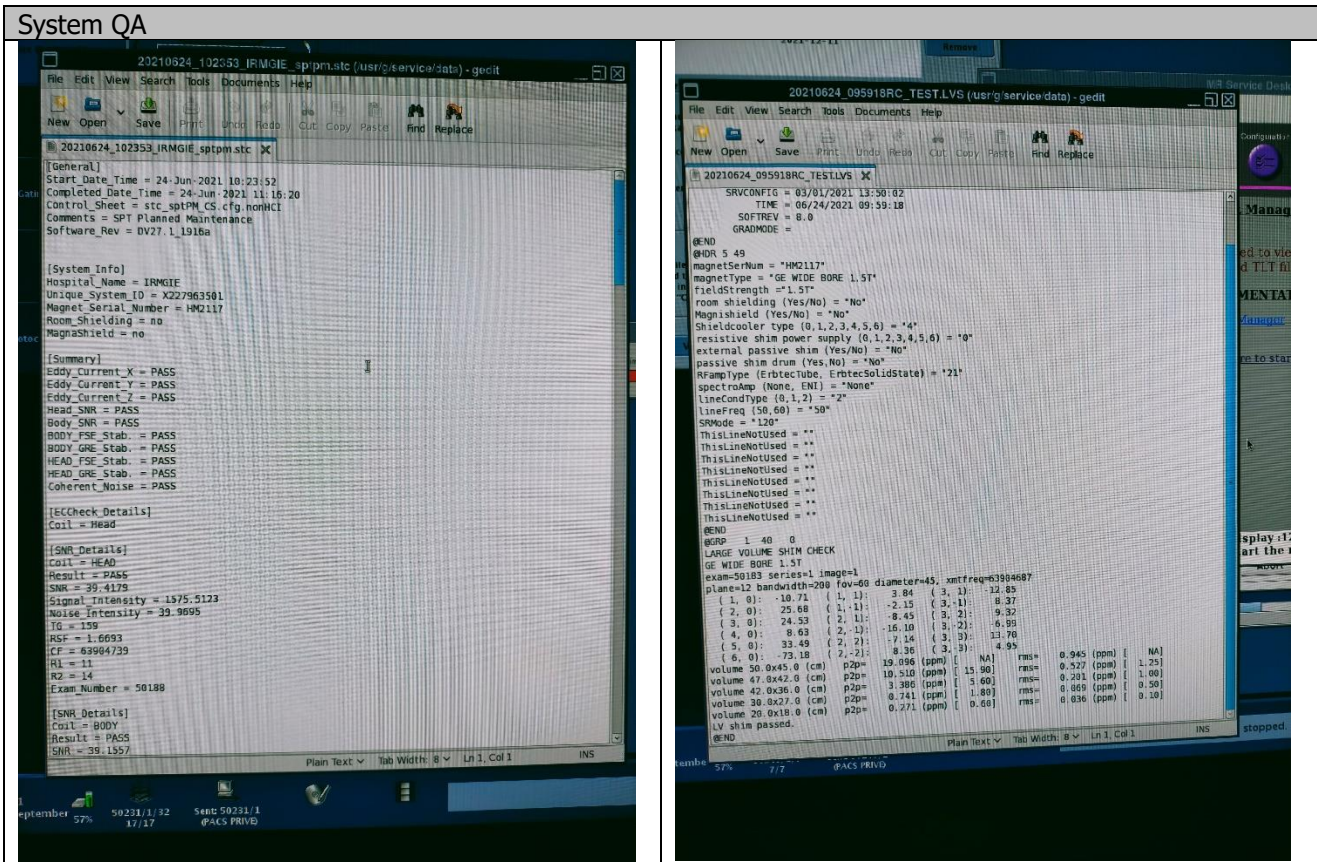




AGITO MEDICAL A/S  
 Bejlerholm 6A  
 9400 Noerresundby  
 Denmark  
 www.agitomedical.com

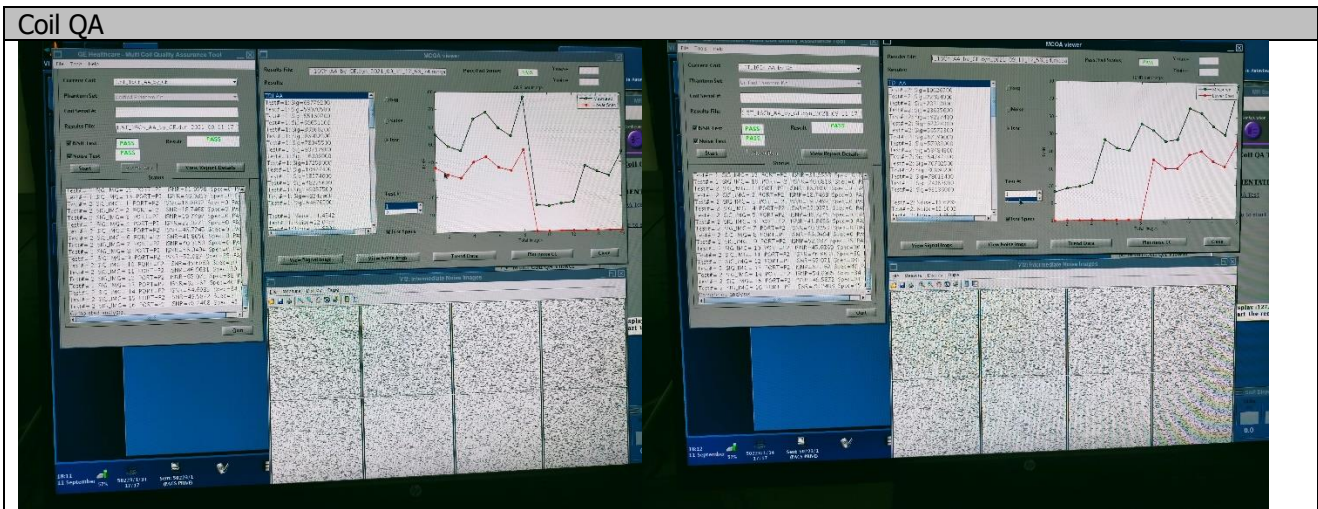
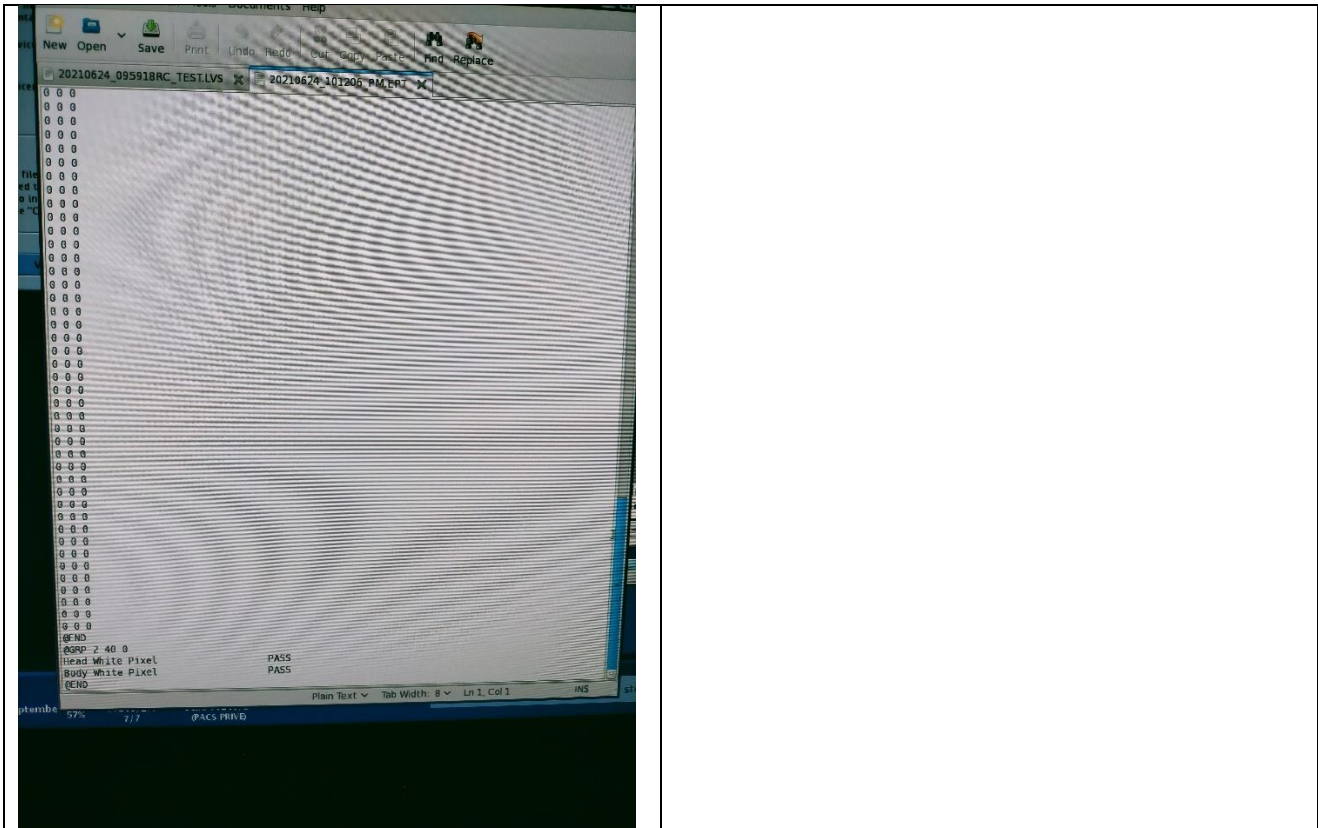
The images used in the report are for reference only and may show objects that are not included in the offered system configuration. Please refer to the sales order or contact Seller for clarification.

Data from QA:




AGITO MEDICAL A/S  
 Bejlerholm 6A  
 9400 Noerresundby  
 Denmark  
 www.agitomedical.com

The images used in the report are for reference only and may show objects that are not included in the offered system configuration. Please refer to the sales order or contact Seller for clarification.




AGITO MEDICAL A/S  
 Bejlerholm 6A  
 9400 Noerresundby  
 Denmark  
[www.agitomedical.com](http://www.agitomedical.com)

The images used in the report are for reference only and may show objects that are not included in the offered system configuration. Please refer to the sales order or contact Seller for clarification.



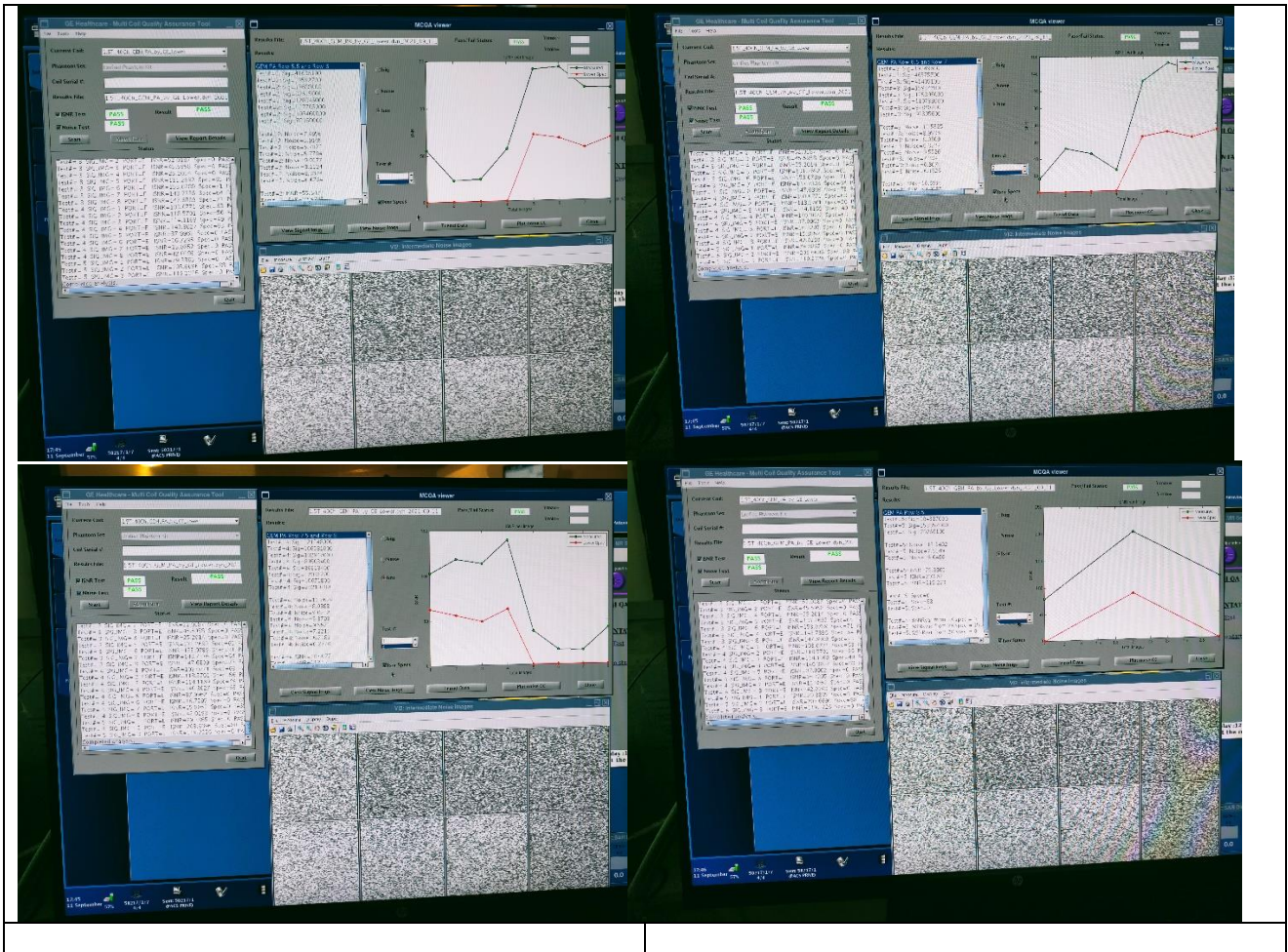
AGITO MEDICAL A/S  
 Bejlerholm 6A  
 9400 Noerresundby  
 Denmark  
[www.agitomedical.com](http://www.agitomedical.com)

The images used in the report are for reference only and may show objects that are not included in the offered system configuration. Please refer to the sales order or contact Seller for clarification.



AGITO MEDICAL A/S  
 Bejlerholm 6A  
 9400 Noerresundby  
 Denmark  
[www.agitomedical.com](http://www.agitomedical.com)

The images used in the report are for reference only and may show objects that are not included in the offered system configuration. Please refer to the sales order or contact Seller for clarification.



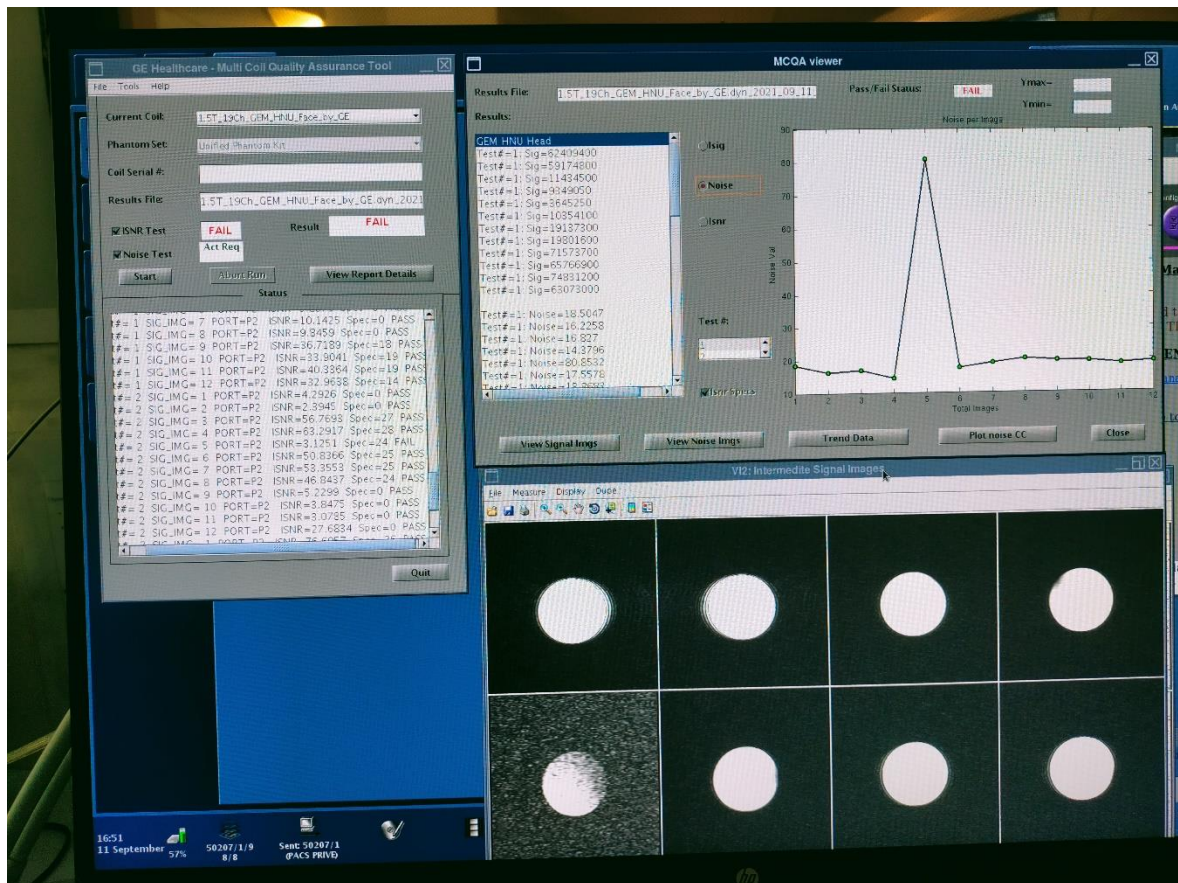
AGITO MEDICAL A/S  
 Bejlerholm 6A  
 9400 Noerresundby  
 Denmark  
[www.agitomedical.com](http://www.agitomedical.com)

The images used in the report are for reference only and may show objects that are not included in the offered system configuration. Please refer to the sales order or contact Seller for clarification.

**Issues & Recommendations**

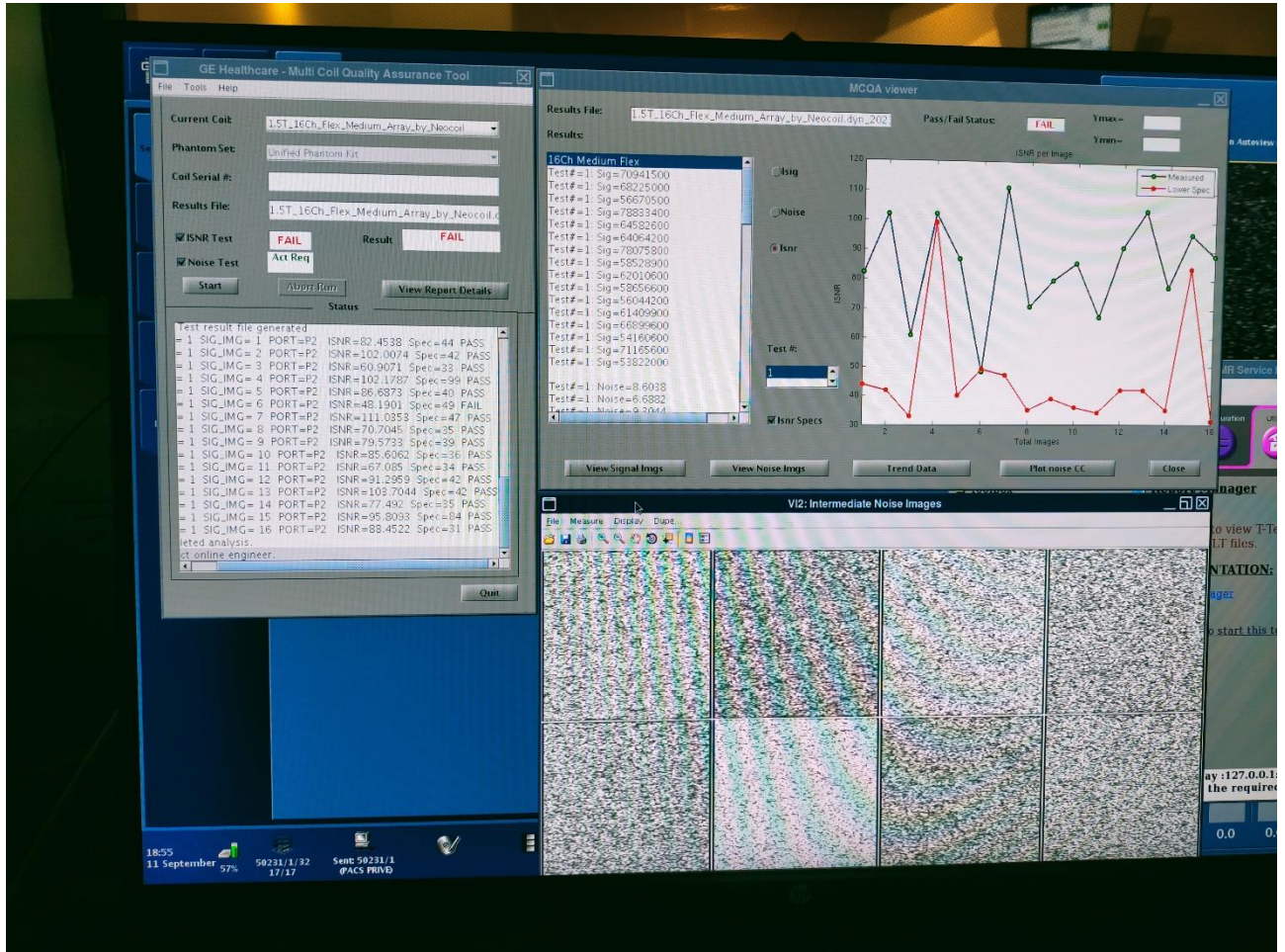
**1. The HNU coil fails Coil QA – Due to high noise on Chanel 5**

**I recommend that the customer gets GE to resolve coil failure under service contract.**



**2. The Medium Flex Coil Fails Coil QA (Marginal) – Due to high noise on Channel 6**

**I recommend that the customer gets GE to resolve coil failure under service contract.**



END OF REPORT

